



2025 Financial Plan

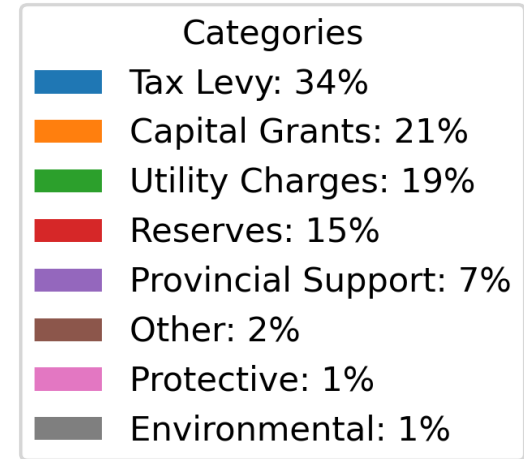
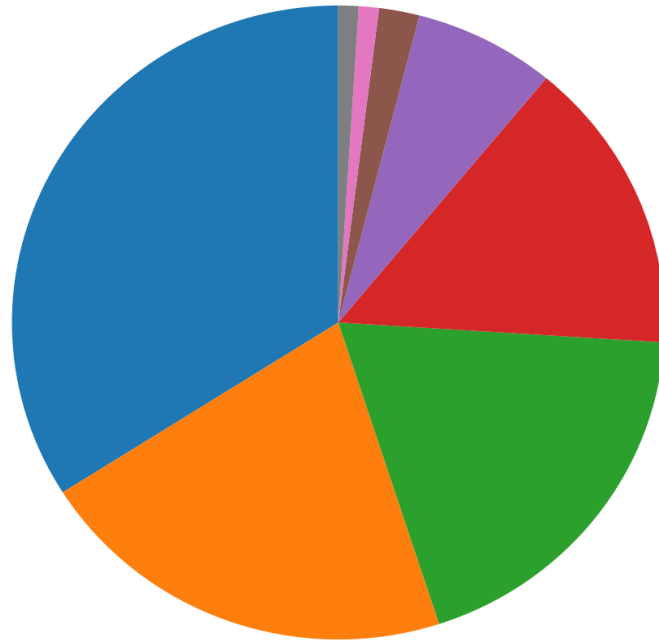


2025 Budget Highlights

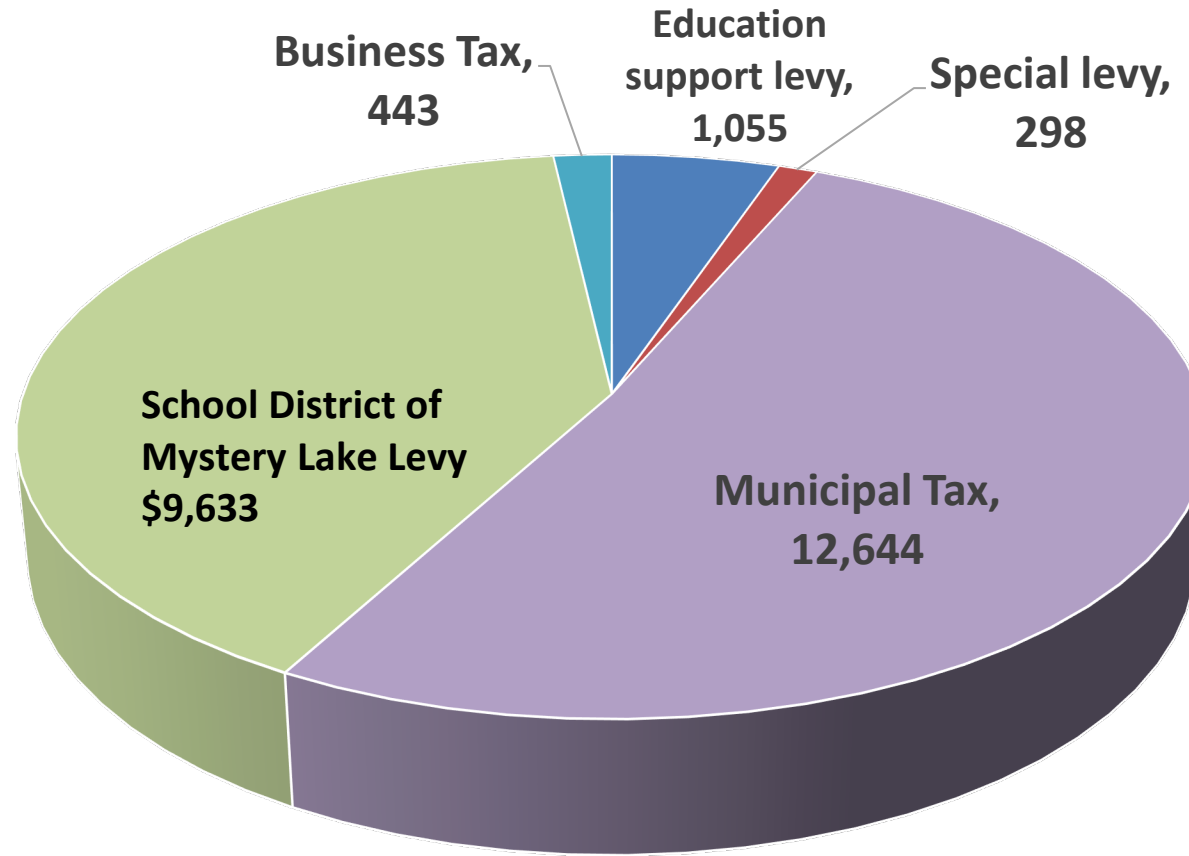
- Municipal General Levy Increase of 2%
 - Mill rate of 27.53 Mills
 - The 2% increase will go towards Public Safety initiatives
- Business Tax rate remains at 3.99%
- Special Levy remains at \$91.91 (for Water, Storm and Sewer Service Line residential repairs)



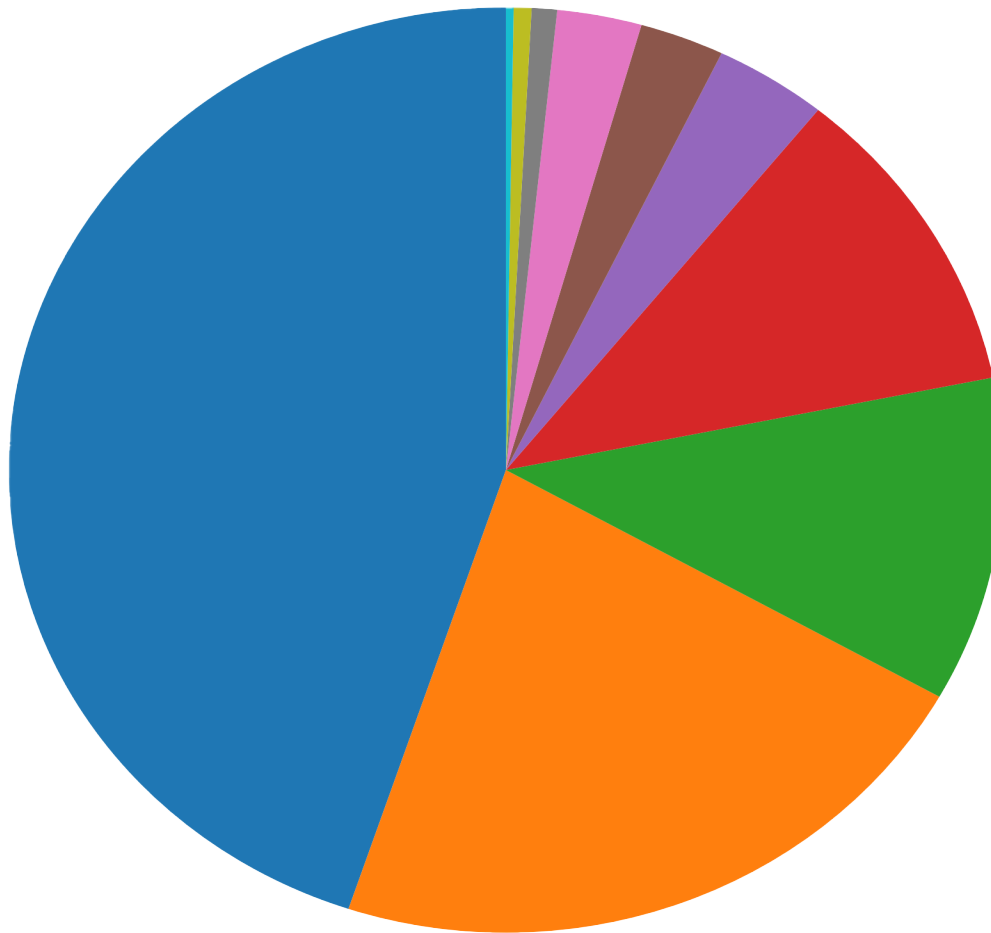
Revenues



2025 Property Taxes - Thousands



2025 EXPENDITURES



- Capital Projects (\$49M)
- Utility (\$24M)
- Protective Services (\$12.4M)
- Reserve Transfers & Other Fiscal (\$12M)
- Transportation Services (\$4M)
- General Government Services (\$3M)
- Recreation (\$3M)
- Public Health & Economic Development (\$0.9M)
- Debt Payments (\$0.63M)
- Environmental Health Services (\$0.27M)

General Government

\$3 Million (4% of budget)

- Council
- Administrative functions
(City Manager, Finance, HR,
IT, Purchasing, Legal fees,
Communications)
- Insurance on all City
Buildings
- Assessment services



Protective Services

\$12.5 Million (22% of budget)

- RCMP, which includes 38 members plus support staff
- Fire and ambulance services, which includes 24 members plus support staff
- 4 Community Safety Officers, By-law officers, Animal Control, Building Inspectors



Transportation Services

\$4 Million (6% of budget)

- Snow removal on streets and sidewalks
- Repair of streets (Paving and Patching)
- Street cleaning
- Sidewalk and curb repairs
- Street Lighting

Environmental Health Services

\$1.7 Million (3% of budget)

- Garbage Collection
- Recycling Program
- Community Clean-up program
- Removal of waste in community garbage and recycling cans
- Landfill



Public Health, Welfare Services & Economic Development

\$0.9 Million (1.6% of budget)

- Cemetery care and maintenance
- Social Assistance payment to the Province of Manitoba
- Economic Development Services



Recreation & Cultural Services



\$3.2 Million (5.6% of budget)

- TRCC – CA Nesbitt Arena, Gordon Beard Arena, Bill Comaskey Wellness Center, walking track
- 3 outdoor rinks, 3 splash parks
- Tennis courts, skate park, all area parks and dog park
- Ball diamonds, soccer fields
- Millennium Trail, brushing program, Thompson Public Library, Thompson Zoological Society (Boreal Discovery Centre), Heritage North Museum

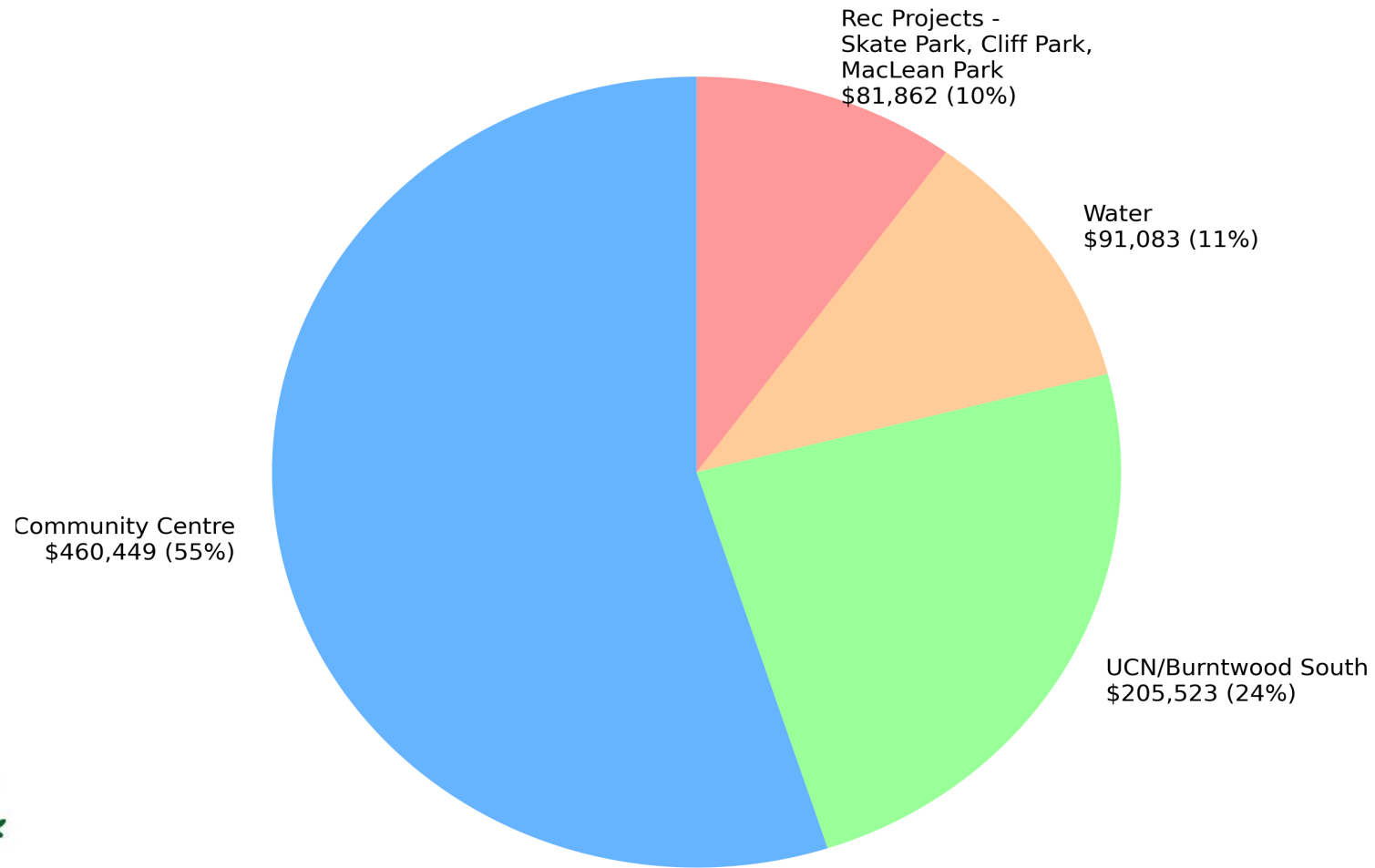


Debentures

\$0.63 Million (1.1% of budget)

- TRCC phases
- Park projects- Skate Park, Cliff Park, MacLean Park
- UCN Drive/Burntwood South

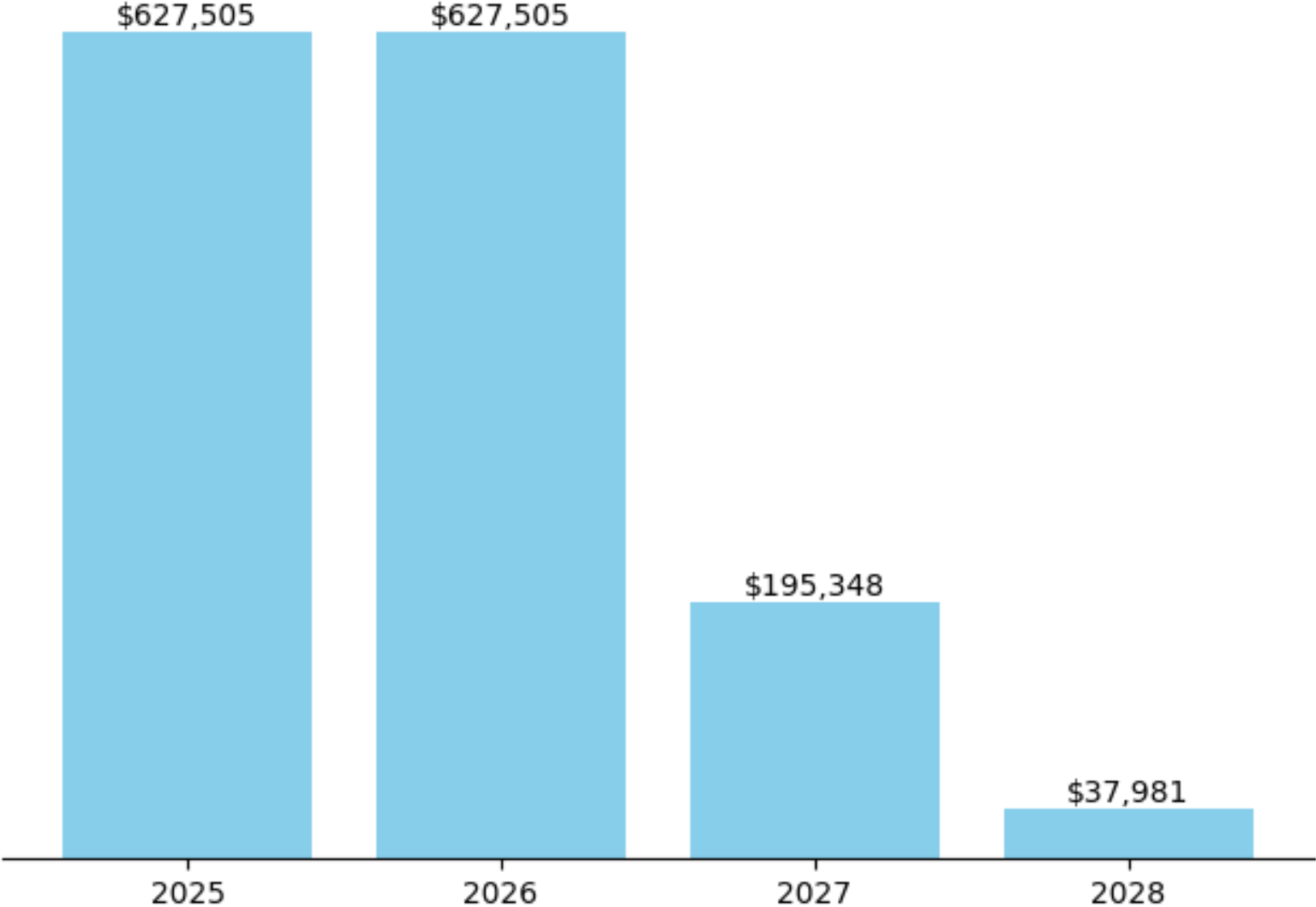
Debt Outstanding, End of 2025



Total:
\$838,917

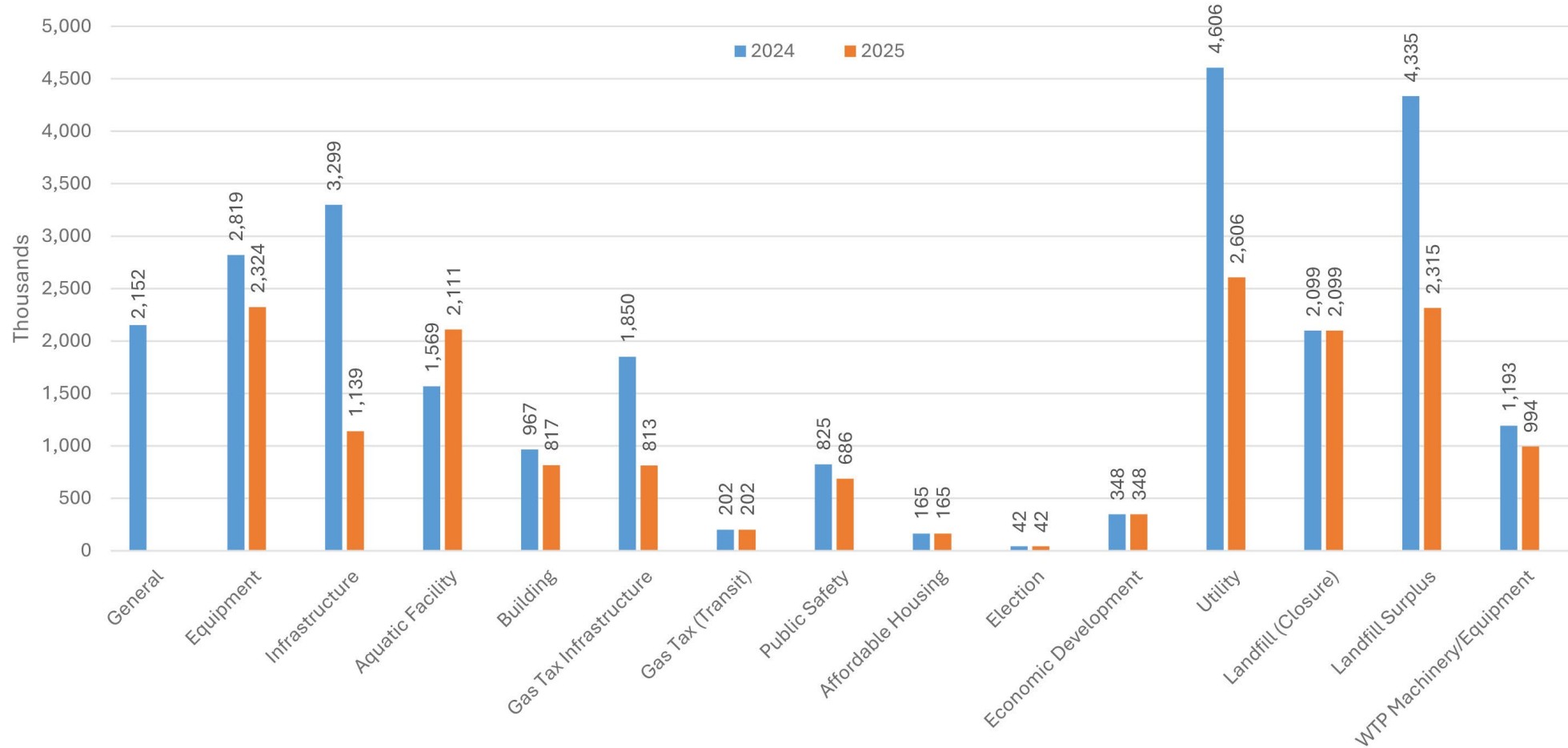


Debt Payment Levels



city of
Thompson

Reserve Balances Ending



Reserve and Revenue Transfers
\$49 Million (60% of budget)

Capital Projects

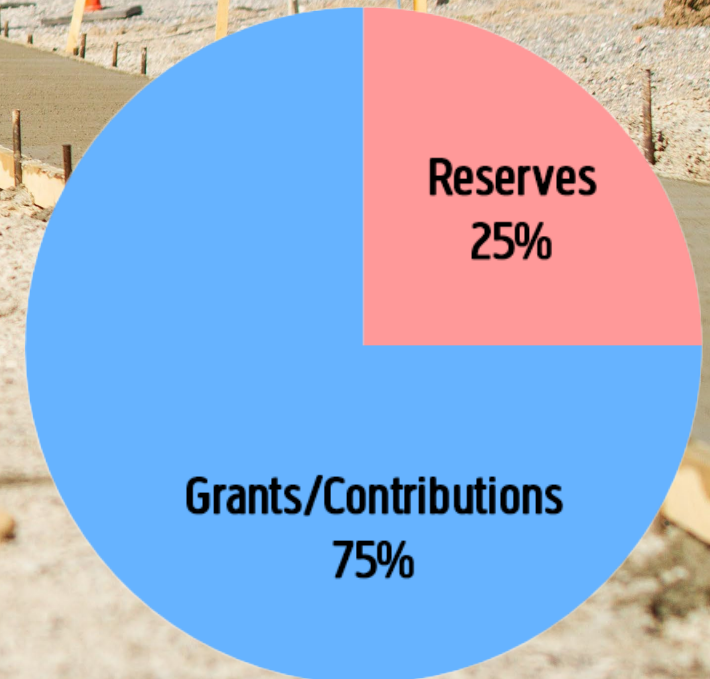
\$49.1 Million (60% of budget)

- Roads & Walks (\$11.4 Million)
- Building Construction/Renovation (\$24 Million)
- Equipment Purchases/Replacement (\$3.1 Million)
- Recreation Including Parks (\$0.4 Million)
- Environmental Services (\$0.6 Million)
- Other/Unallocated (\$0.7 Million)
- Water & Sewer (\$9.3 Million)



Capital

Building Construction	\$23,795,148
Roads & Sidewalks	\$11,430,000
Sewer & Water	\$9,580,000
Equipment Purchases	\$3,770,655
Environmental Services	\$370,000
Recreation	\$559,000
<i>see detailed list on Page 13B of the Financial Plan</i>	
TOTAL	\$49,502,803



Utility

\$17 Million

- Water Treatment and Supply
- Sewage Collection and Disposal



city of
Thompson

Mill Rate Comparison

	2024 Mill Rate	2025 Mill Rate
School District of Mystery Lake	20.861	20.6183
City of Thompson	26.488	27.531
Total	47.351	48.1493
Residential		
Provincial Education	8.129	7.1171
Support Levy		
Total		
Commercial	55.48	55.2664



Impact Examples on Residential Property

Riverside	2024 Taxes	2025 Taxes
Portioned Assessed Value	146,300.00	146,750.00
School Division	3,051.96	3,025.74
City of Thompson	3,875.19	4,040.17
Thompson Special Levy – W&S	91.91	91.91
Education Tax Credit	-350.00	-
School Tax Rebate	-1,525.98	-1,500.00
Net Tax	5,143.09	5,657.82



Impact Examples on Residential Property

Westwood	2024 Taxes	2025 Taxes
Portioned Assessed Value	87,580.00	109,130.00
1,827.01	1,827.01	2,250.08
City of Thompson	2,319.82	3,004.46
Thompson Special Levy – W&S	91.91	91.91
Education Tax Credit	-350.00	-
School Tax Rebate	-913.51	-1,125.04
Net Tax	2,975.23	4,221.40



Impact Examples on Residential Property

Burntwood South (Homes):	2024 Taxes	2025 Taxes
Portioned Assessed Value	147,830.00	159,930.00
School Division	3,083.88	3,297.48
City of Thompson	3,915.72	4,403.03
Thompson Special Levy – W&S	91.91	91.91
Education Tax Credit	-350.00	-
School Tax Rebate	-1,541.94	-1,500.00
Net Tax	5,199.57	6,292.43



Impact Examples on Residential Property

Burntwood Trailer Court	2024 Taxes	2025 Taxes
Portioned Assessed Value	46,990.00	44,910.00
School Division	980.26	925.97
City of Thompson	1,244.67	1,236.42
Thompson Special Levy – W&S	91.91	91.91
Education Tax Credit	-350.00	-
School Tax Rebate	-490.13	-462.99
Net Tax	1,476.71	1,791.31



Impact Examples on Residential Property

Eastwood (Single Family Residence)	2024 Taxes	2025 Taxes
Portioned Assessed Value	71,370.00	81,680.00
School Division	1,488.85	1,684.10
City of Thompson	1,890.45	2,248.73
Thompson Special Levy – W&S	91.91	91.91
Education Tax Credit	-350.00	-
School Tax Rebate	-490.13	-842.05
Net Tax	2,631.08	3,182.69



Impact Examples on Residential Property

Eastwood (Townhouse)	2024 Taxes	2025 Taxes
Portioned Assessed Value	37,210.00	38,300.00
School Division	776.24	789.68
City of Thompson	985.62	1,054.44
Thompson Special Levy – W&S	91.91	91.91
Education Tax Credit	-350.00	-
School Tax Rebate	-388.12	-394.84
Net Tax	1,115.65	1,541.19



Impact Examples on Commercial Property

Mall:	2024 Taxes:	2025 Taxes:
Portioned Assessed Value	11,366,230.00	8,748,230.00
Province Education Support Levy	92,396.08	62,262.03
School Division	237,110.92	180,373.63
City of Thompson	301,068.70	240,847.52
School tax rebate	-23,711.09	-
Net Tax	514,468.53	421,221.15



Impact Examples on Commercial Property

Retail business:	2024 Taxes:	2025 Taxes:
Portioned Assessed Value	267,610.00	262,280.00
Province Education Support Levy	2,175.40	1,866.67
School Division	5,582.61	5,407.77
City of Thompson	7,088.45	7,220.83
School tax rebate	-558.26	-
Net Tax	12,112.81	12,628.60



Impact Examples on Commercial Property

Business in industrial area:	2024 Taxes:	2025 Taxes:
Portioned Assessed Value	128,440.00	123,310.00
Province Education Support Levy	1,044.09	877.61
School Division	2,679.39	2,542.44
City of Thompson	3,402.12	3,394.85
School tax rebate	-267.94	-
Net Tax	5,813.57	5,937.29



Impact Examples on Commercial Property

Hotel:	2024 Taxes:	2025 Taxes:
Portioned Assessed Value	2,665,400.00	3,016,070.00
Province Education Support Levy	21,667.04	21,465.67
School Division	55,602.91	62,186.24
City of Thompson	70,601.12	83,035.42
School tax rebate	-267.94	-
Net Tax	125,936.08	145,221.66



Community Contributions

- Thompson Public Library \$240,000
- Thompson Recycling Centre \$237,000
- Heritage North Museum \$65,000 *plus hydro*
 - Boreal Discovery Centre \$60,000



Payment Deadline: October 31, 2025

Thank You

