



2023 Financial Plan




2023 Budget Highlights

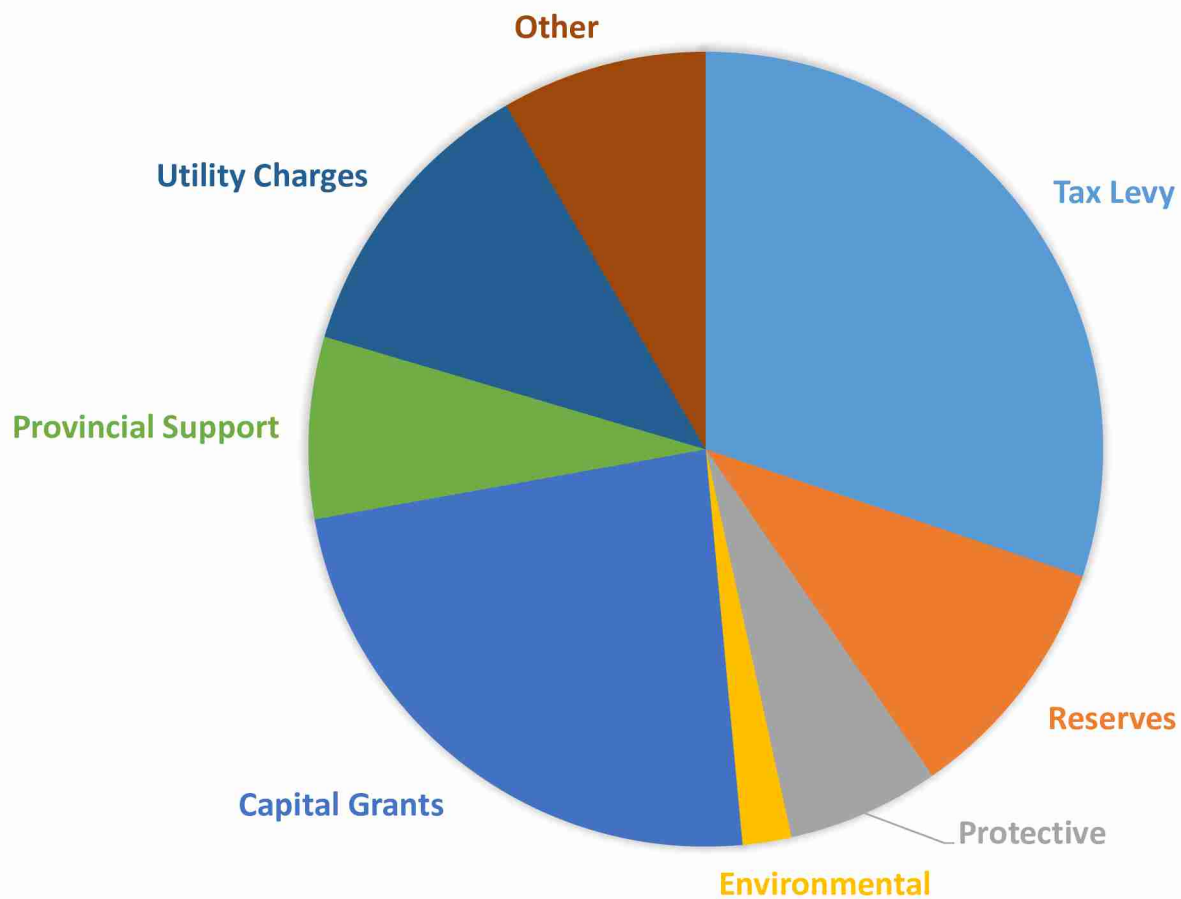
- Municipal Property tax freeze
 - Mill rate of 26.15 Mills (same rate as 2022 and 2021)
- Business Tax rate remains at 3.99%



- Special levy increases from \$83.75 to \$96.21 (for Water, Storm and Sewer Service Line Maintenance).

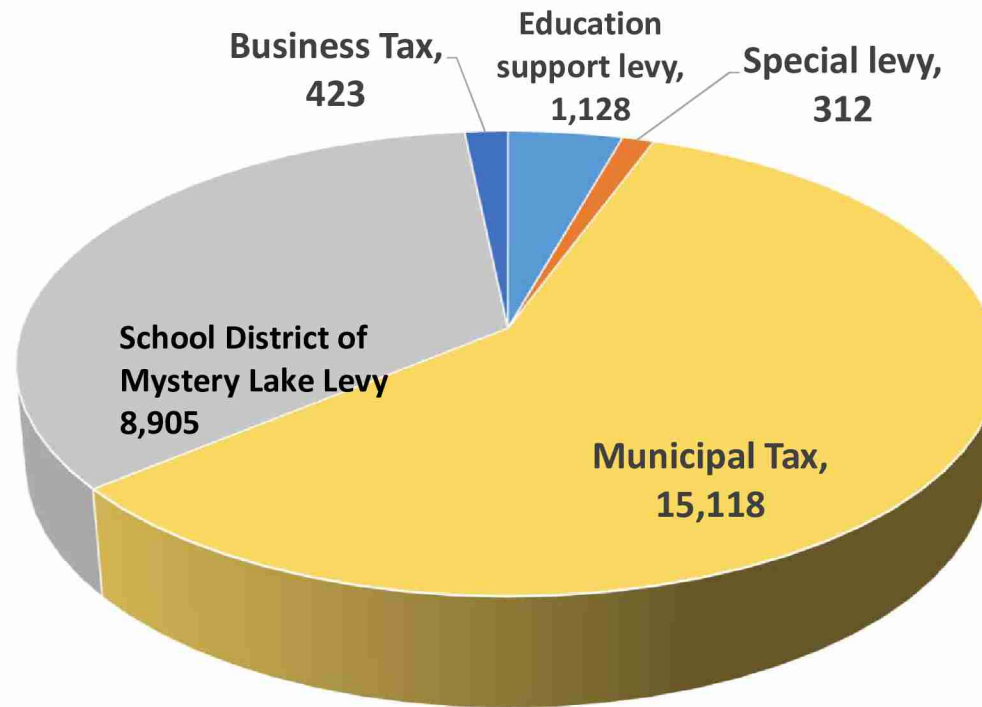


Revenues

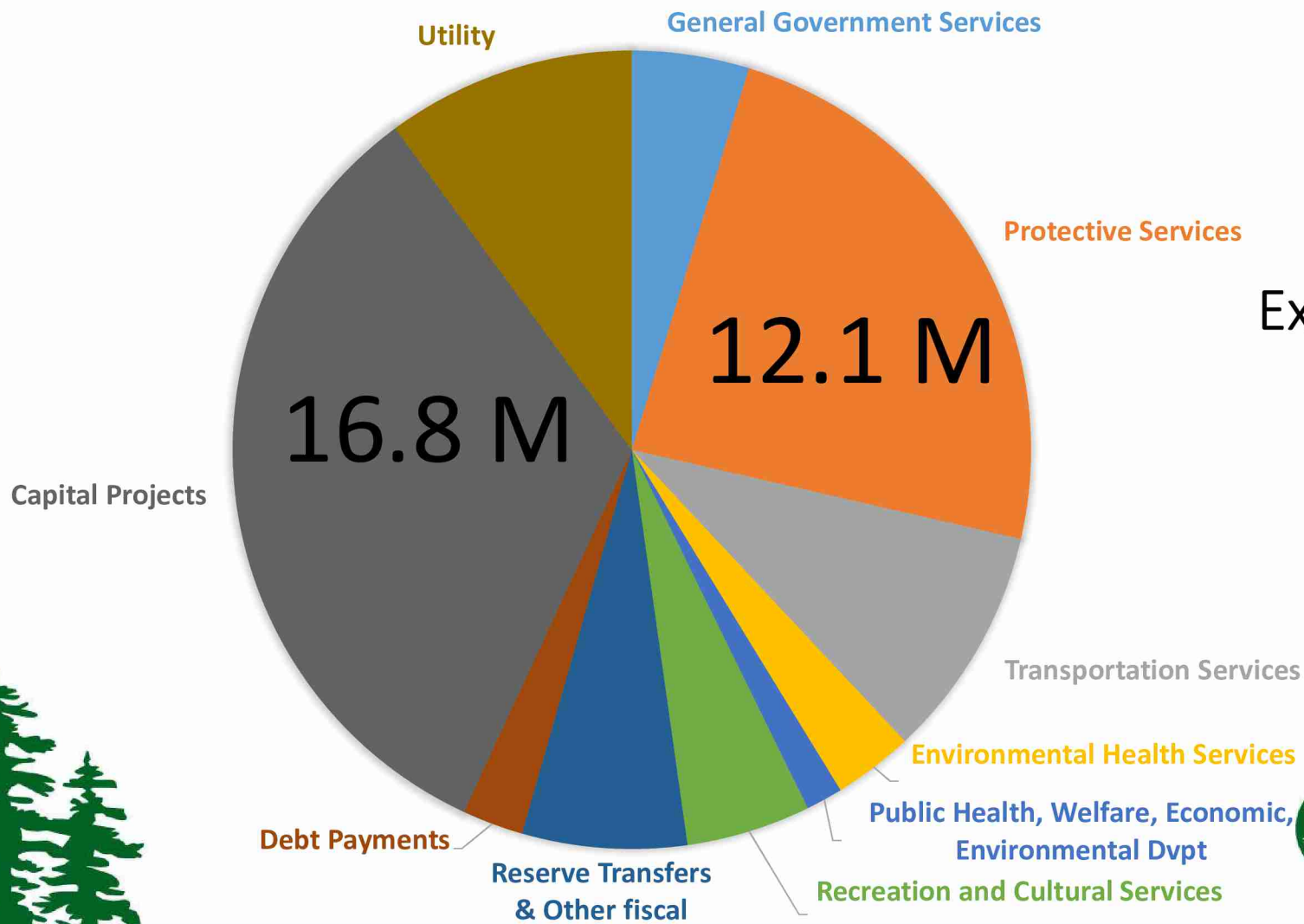


city of
Thompson

2023 Property Taxes - \$Thousands



2023 Expenditures



city of
Thompson

General Government



\$2.4 Million (5% of budget)

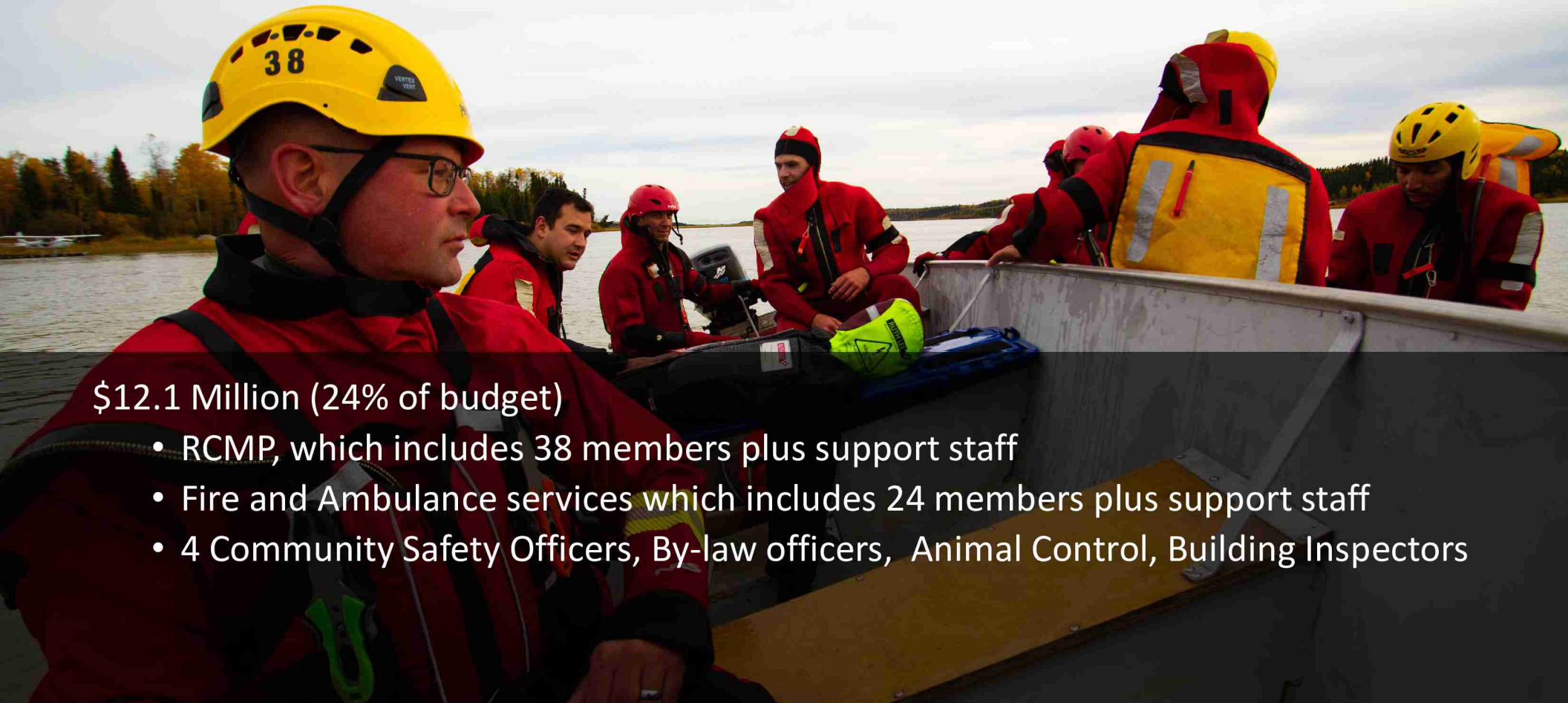
- Council
- Administrative functions (City Manager, Finance, HR, IT, Purchasing, Legal fees, Communications)
- Insurance on all City Buildings
- Assessment services



Protective Services

\$12.1 Million (24% of budget)

- RCMP, which includes 38 members plus support staff
- Fire and Ambulance services which includes 24 members plus support staff
- 4 Community Safety Officers, By-law officers, Animal Control, Building Inspectors





Transportation Services

\$4.8 Million (9% of budget):

- Snow removal on streets and sidewalks
- Repair of streets (Paving and Patching)
- Street cleaning
- Sidewalk and curb repairs
- Street Lighting

Environmental Health Services

\$1.6 Million (3% of budget):

- Garbage Collection
- Recycling Program
- Community Clean-up program
- Removal of waste in community garbage and recycling cans
- Landfill



Thompson Recycling Centre

\$0.7 Million (1% of budget):



Public Health and Welfare Services

- Cemetery care and maintenance
- Social Assistance payment to the Province of Manitoba



Economic Development





Recreation & Cultural Services

\$2.5 Million (5% of budget)

- TRCC – CA Nesbitt Arena, Gordon Beard Arena, Bill Comaskey Wellness Center, walking track
- 3 outdoor rinks, 2 splash parks
- Tennis courts, skate park, all area parks and dog park
- Ball diamonds, soccer fields
- Millennium trail, brushing program, Thompson Public Library, Thompson Zoological Society (Boreal Discovery Center)
- Jumpstart Park




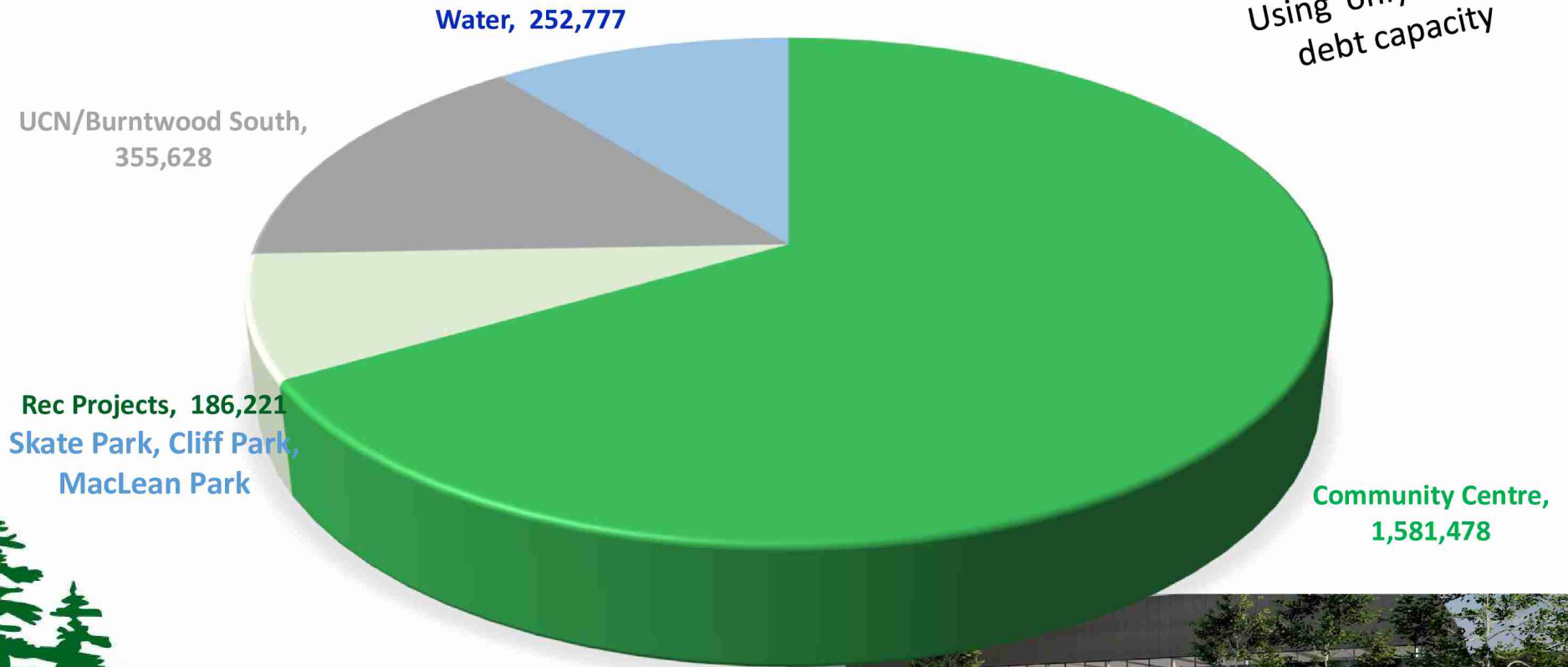
Debentures

\$1.2 Million (2% of budget)

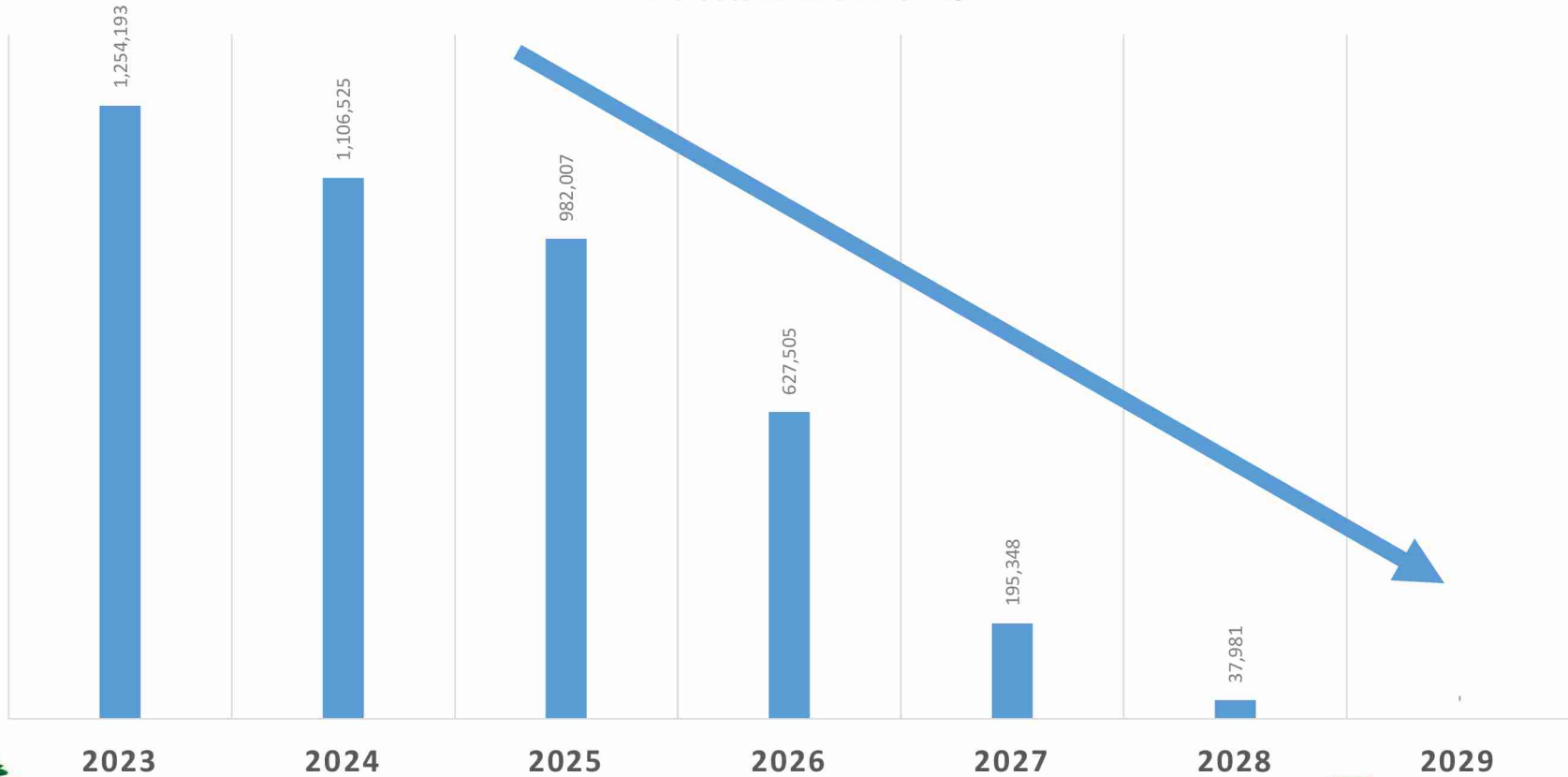
- TRCC phases
- Park projects- Skate Park, Cliff Park, MacLean Park
- UCN Drive

DEBT OUTSTANDING, END OF 2023


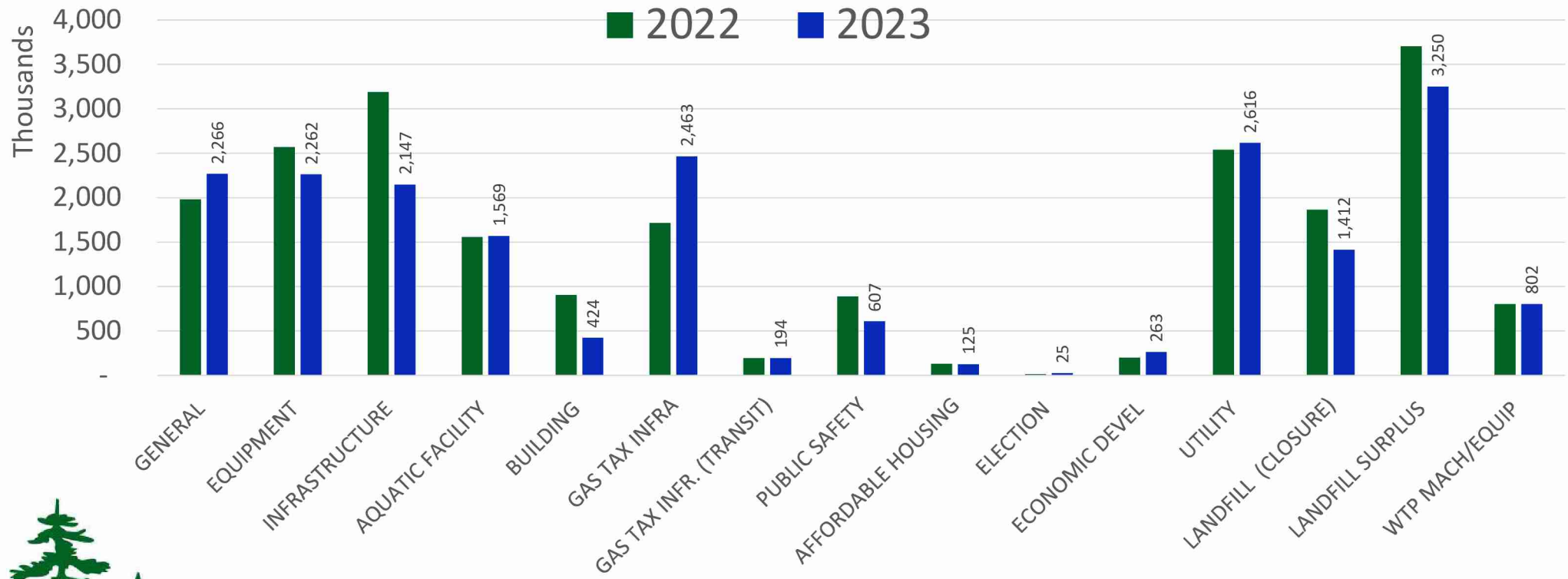
Using only 7.5% of
debt capacity



DEBT PAYMENT LEVELS



Reserve Balances Ending



Capital Projects

\$16.8 Million (33% of budget):

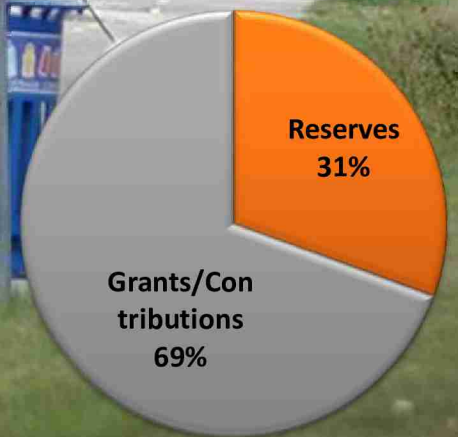
- Roads (\$6.8 Million)
- Juniper Park (\$0.6 Million)
- Landfill projects (\$0.5 Million)
- Watermain renewals & Generator (\$6.7 Million)

- Aquatic Centre design (\$0.3 Million)



Roads & Walks	6,853,415
Building Construction	912,400
Recreation	645,000
Fire and Emergency Services	179,800
Public Safety	175,000
Public Works	51,920
Landfill	507,750
Sewer & Water	6,774,429
Planning/Community Development	120,000
Administration	616,368
<i>see detailed list Page 13b of the Financial Plan</i>	
TOTAL	16,836,082

CAPITAL




Utility

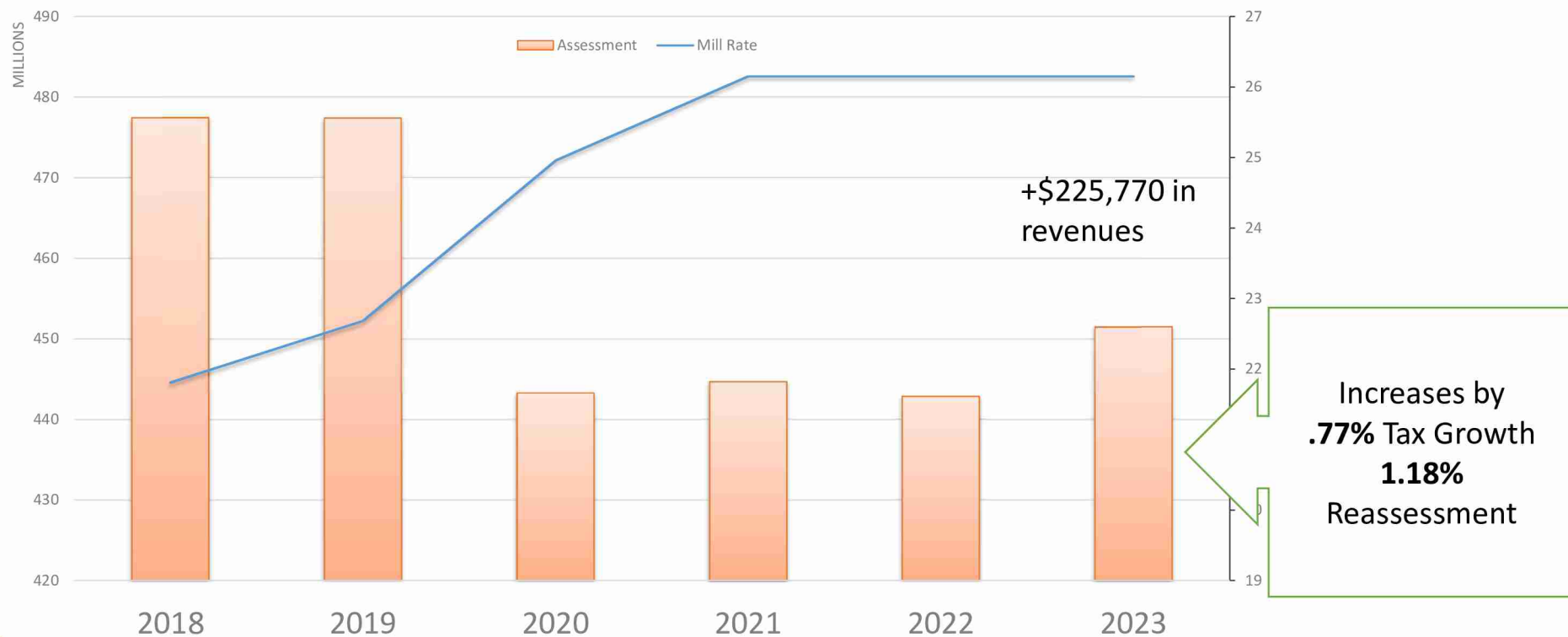


\$5.1 Million (10% of budget)

- Water treatment and supply
- Sewage collection and disposal



Assessment and Mill Rates



Mill Rate Comparison

	2023 Mill Rate	2022 Mill Rate	Difference
School Division	20.137	20.558	-2.0%
City of Thompson	26.15	26.15	0.0%
Total Residential	46.287	46.708	-0.9%
Provincial Education	8.14	8.713	-6.6%
Total Commercial	54.427	55.421	-1.8%

	Reassessed		
	2023 Taxes	2023 Taxes	2022 Taxes
Residential	178,150	175,000	175,000
School Division	\$ 1,614	\$ 1,586	\$ 1,619
City of Thompson	\$ 2,096	\$ 2,059	\$ 2,059
Total Residential	\$ 3,711	\$ 3,645	\$ 3,678
Education Tax Credit	\$ (350)	\$ (350)	\$ (438)
Tax Bill	\$ 3,361	\$ 3,295	\$ 3,241
Rebate Cheque	\$ (457)	\$ (443)	\$ (170)
Net Tax	\$ 2,904	\$ 2,852	\$ 3,071
Diff to 2022:	\$ (167)	\$ (219)	

Impact
example on
residential
property



\$808 rebate

\$793 rebate

\$608 rebate


	Reassessed		
	2023 Taxes	2023 Taxes	2022 Taxes
Commercial	1,018,000	1,000,000	1,000,000
Provincial Education	\$ 5,386	\$ 5,291	\$ 5,663
School Division	\$ 13,325	\$ 13,089	\$ 13,363
City of Thompson	\$ 17,303	\$ 16,998	\$ 16,998
Tax Bill	\$ 36,014	\$ 35,378	\$ 36,024
Rebate Cheque	\$ (1,871)	\$ (1,838)	\$ (1,903)
Net Tax	\$ 34,143	\$ 33,540	\$ 34,121
Diff to 2022:	\$ 22	\$ (581)	

Impact
example on
commercial
property



Community Contributions

- Library \$200,000
- Community Development Corporation \$151,500
 - Housing Agency \$60,000
 - Museum \$60,000 *plus hydro*
 - Boreal Discovery Centre \$40,000



Expenditures

General Government Services	2,419,550
Protective Services	12,174,103
Transportation Services	4,808,793
Environmental Health Services	1,648,456
Public Health, Welfare, Economic, Environmental	761,043
Recreation and Cultural Services	2,568,876
Reserve Transfers & Other fiscal	3,409,692
Debt Payments	1,254,193
Capital Projects	16,836,082
Utility	5,156,389
Total	51,037,177

Funded by:

Tax Levy	15,542,761
Reserves	5,045,006
Support Grants	19,589,770
User Fees	10,859,640
Total	51,037,176



city of

Thompson

Payment Deadline: October 31, 2023

Thank you!

